




REPUBLIC OF IRAQ

- Total population (millions)(2019) **39.1**
- Population aged 10-24 (%) (2019) **32.1**
- HIV prevalence among people aged 15-49 years (2018) **0.029**
- HIV prevalence among people aged 15-24 years **NA**


The prevalence among the general population (15-49 years, 2019) is less than 0.1%. Most data is inexistent or outdated.

Demographics/ population data

- Adolescent girls/boys (10-14 years) (2020)



- Adolescent girls/boys (15-19 years) (2020)



- Literacy rate among adult females/males (15 years and over) (2019)



- Literacy rate among young females/males (15-24 years) (2018)/(2019)



- Rate of out of school young female/male of upper secondary school age (2019)



- Young female/male unemployment (15-24 years) (2020)



Adolescents and young people, HIV/AIDS (knowledge, testing, treatment)

15-24 years

HIV prevalence among young women/men



15-24 years

Estimated number of adolescents and young females/males living with HIV



10-19 years

Estimated number of AIDS-related deaths among adolescents
NA

15-24 years

Percentage of women/men who have comprehensive knowledge of HIV (2018)



15-24 years

Percentage of women/men who Know a place to get tested for HIV (2018)



15-19 years

Percentage of girls/boys who Know a place to get tested for HIV (2018)



15-24 years

Percentage of women/men who have been tested for HIV in the last 12 months and know the result (2018)



15-24 years

Percentage of young people who had sex with a non-marital, non-cohabitating partner in the past 12 months reporting the use of a condom during their last sexual intercourse

NA

NA

In-school life skills based-HIV prevention and reproductive and sexual health education

Out of school life skills based-HIV prevention and reproductive and sexual health education

NA

Discrimination

15-19 years

Percentage of women/men who report discriminatory attitudes towards people living with HIV (2018)

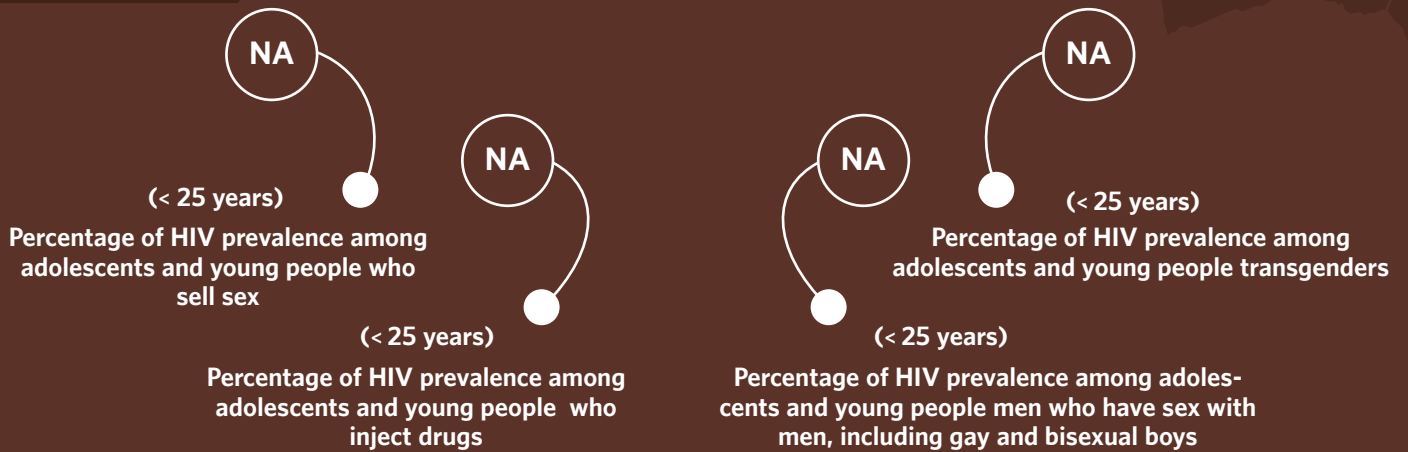


20-24 years

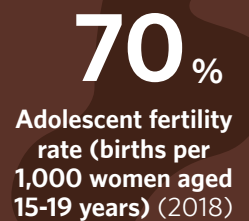
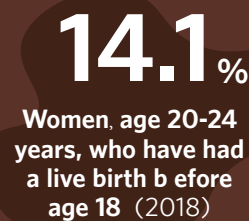
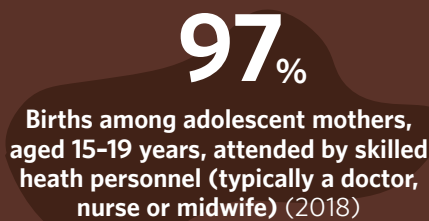
Percentage of women/men who report discriminatory attitudes towards people living with HIV (2018)



Key population




Fertility, family planning (FP), sexual and reproductive health (SRH)



Physical & sexual violence


Percentage of ever-partnered girls, aged 15-19 years, who have experienced physical and/or sexual violence by a current or former intimate partner during the last 12 months (2011)



Among girls, aged 15-19 years, who ever experienced forced sex, the percentage who sought help from professional sources



Percentage of adolescent girls/boys, aged 15-19 years, who justify wife beating for any of the following reasons: she goes out without telling him; she neglects the children; she argues with him; she refuses sex with him; she burns the food (2018)



Percentage of young people, aged 20-24 years, who justify wife beating for any of the following reasons: she goes out without telling him; she neglects the children; she argues with him; she refuses sex with him; she burns the food (2018)

