




Country profile:

## The rights and wellbeing of older persons in Algeria

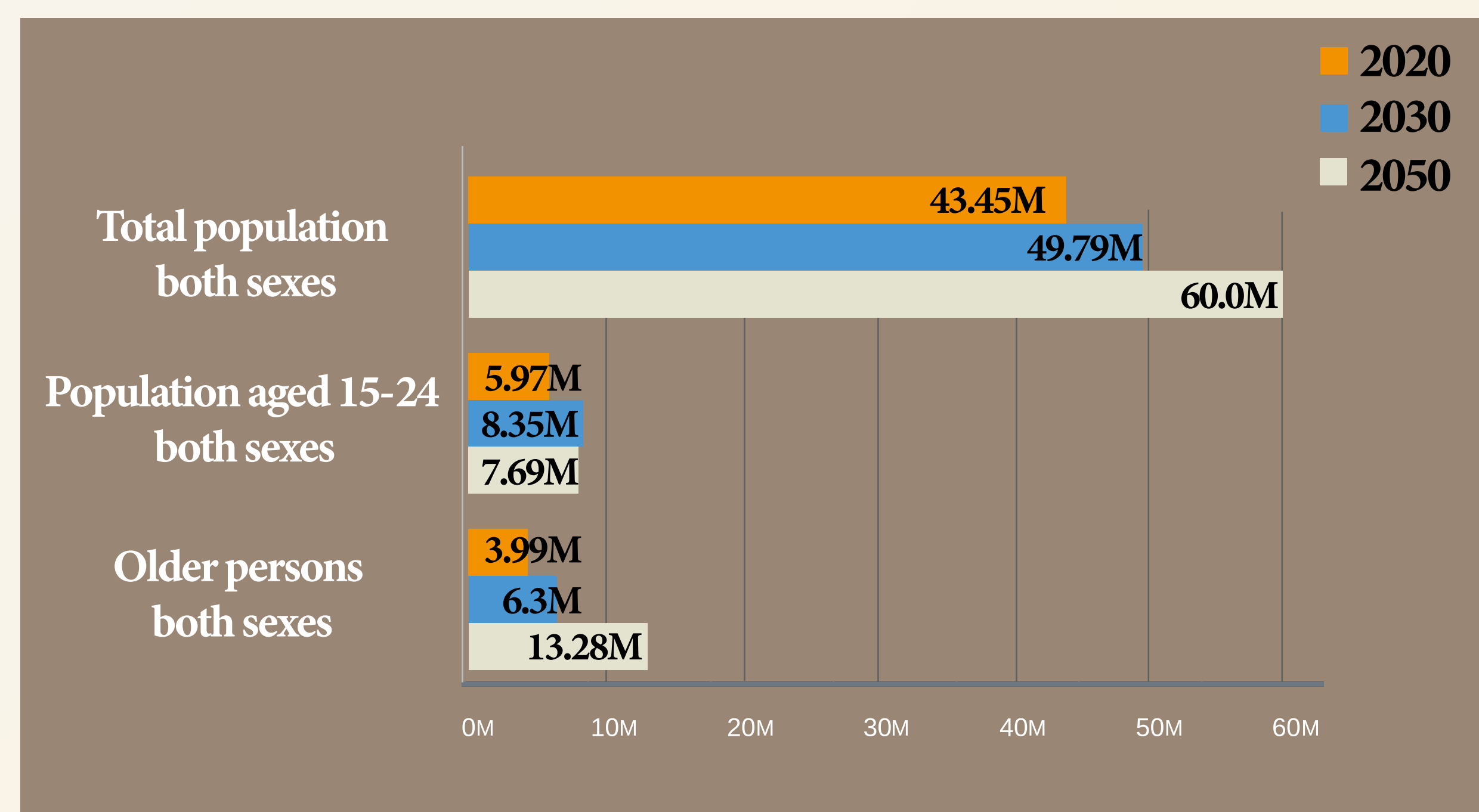
This infographic is part of the set of country profiles on ageing across the Arab region. Drawing on the latest openly available data from 2015 - 2020, it highlights the situation of older women and men<sup>1</sup> in relation to income, health, education, autonomy and safety, and how national systems and national strategies on ageing address their needs and their rights in these areas. These country profiles aim to help examine the progress towards older persons' inclusion in the Sustainable Development Goals, as well as to identify opportunities to strengthen national strategies and data.



### GENERAL CONTEXT

#### Number and proportion of older and younger persons, 2020 - 2050<sup>3 i</sup>

Algeria is going through a demographic shift as the number of persons aged 60+ is expected to triple between 2020-2050- from 3.9 million (9.2% of the total population) to 13.2 million (22.1%).



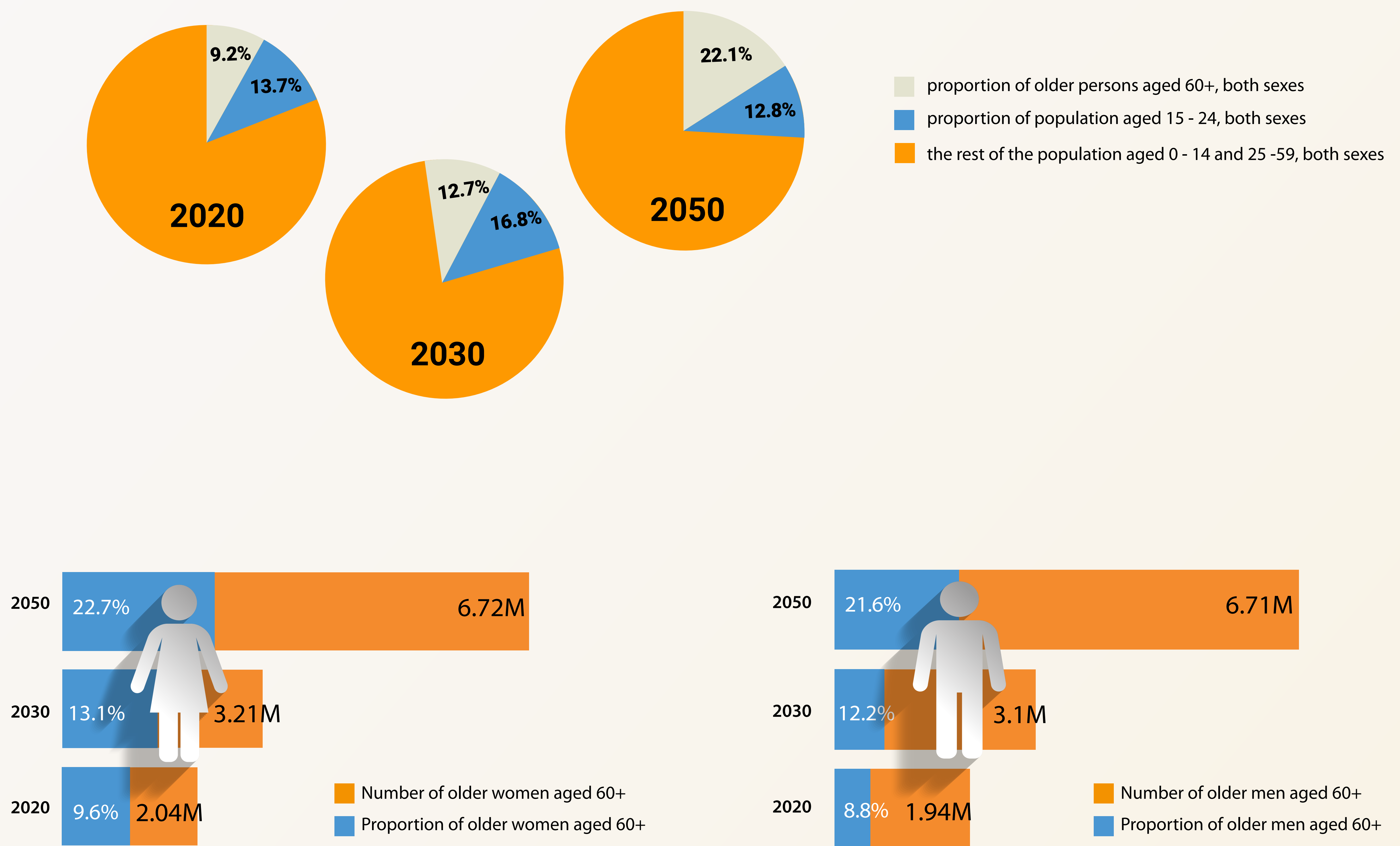
Over the same period, the number of persons aged 15 - 24 will increase by nearly a third.

<sup>1</sup> For statistical purposes, 'older person' is defined as an individual aged 60 and over.

<sup>2</sup> The profiles were prepared by HelpAge International. The profiles do not reflect the views of UNFPA and any errors are attributed to the researchers.

<sup>3</sup> Proportion of older women (men) is defined as the percentage of women (men) aged 60 and over of the women (men) of all ages. Throughout the profile some of the indicators are expressed as 'proportion of older persons/women/men'. Such indicators should be interpreted as a percentage of persons/women/men aged 60 and over of the respective population group, unless expressed otherwise. For example, '9.3% of older men have a disability' means that of all men aged 60 and over 9.3 per cent have a disability.





Data on prevalence of disability among older persons is not available.

To ensure every person is able to lead an independent and dignified life at any age, and their communities benefit from the demographic dividend<sup>4</sup>, national policies and systems across all sectors must address the wellbeing and rights of individuals across the life course<sup>5</sup>.


Algeria does not have a National Strategy on Ageing. However a number of policy instruments like the Constitution<sup>ii</sup> (Articles 32 and 72.26) as well as the Law No. 10 - 12 (23 Moharram 1432) protect the rights of older persons. Additionally, the National Committee for the protection and wellbeing of older persons has a mandate to support the development of policy and programs for the realisation of the rights of older persons, collect and disseminate data and evidence on this population group, as well as to foster the participation of older women and men and their families in all spheres of society<sup>iii</sup>. To assess the policy response in the absence of a National Strategy on Ageing, the profile examines the Law No. 10 - 12, henceforth referred to as the Law on the protection of older persons<sup>iv</sup>.

<sup>4</sup> The demographic dividend is the economic growth resulting from the number of persons in employment exceeding the number of persons outside of the labour market. Demographic dividend, <https://arabstates.unfpa.org/en/topics/demographic-dividend-6>

<sup>5</sup> Life course approach to policy recognises that individuals' roles, abilities, and needs are shaped by positive and negative experiences, and as we age these experiences accumulate. To mitigate immediate and long-term impacts of disadvantages, policies must consider how intersecting identities and varying forms of discrimination experienced across the life course can lead to individual 'being left behind'. Life course approach to ageing, <https://www.helpage.org/what-we-do/life-course-approach-to-ageing/>



## Proportion of older persons with disabilities



Existence of national strategy on ageing **NO**


Existence of national legislation and enforcement strategy against age-based discrimination **N.I.**

## THE RIGHT TO SOCIAL PROTECTION, SOCIAL SECURITY, AND WORK

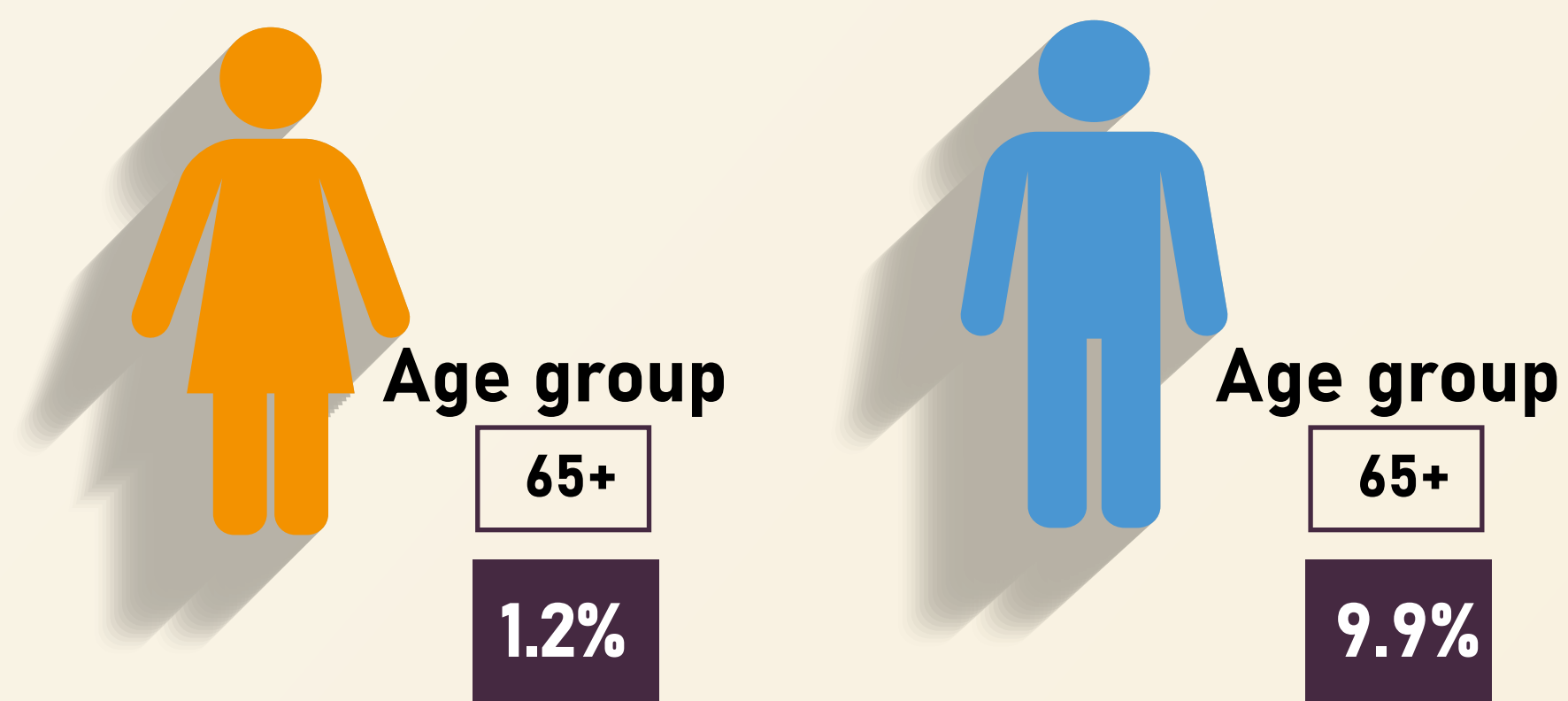
Data on the poverty rate among older women and men is not available. Older persons continue to work, as 9.9% of men and 1.2% of women aged 65 and older were in employment in 2017. Recent data on the proportion of older persons receiving a pension is not available.

The Law on the protection of older persons recognises the need for stronger social protection to ensure older persons can lead independent and dignified lives on an equal basis with others. However, the Law (Articles 24 and 25) prioritises the social protection of older persons with disabilities and single older persons living in poverty. The legislation does not address the right of every older person to social protection. While the Law specifies that the amount of social assistance should not be less than two-thirds of the national minimum wage, it does not sufficiently address the adequacy and quality of social protection, or the right to work when an individual is in receipt of a pension. The recent Order 23 of the Ministry of Labour, Employment and Social Security stipulates revaluation of pensions, benefits, and social protection.

### How many older persons live in poverty?




### Who works in older age?



<sup>6</sup> n.i. – data or information is not available.

# How national systems and policies address the needs and rights of older persons

## Pension systems provide income security for all older persons



### Law on the protection of older persons addresses:

- Social protection and social security systems which provide universal coverage **NO**
- Social protection and social security measures that are of a high enough value, quantity and quality, and for the full period of life **NO**
- Freedom from discrimination on the basis of age and other grounds in all matters related to employment **NO**
- Right to work when receiving a pension **NO**

## THE RIGHT TO AUTONOMY, EQUALITY AND NON-DISCRIMINATION

Data on the ability of older women and men to make their own decisions about their finances, health, family life and other aspects of their lives is not available. While the Law on the protection of older persons aims to secure wellbeing and dignity of older women and men, it does not explicitly mention the right of older persons to autonomy over all aspects of their lives or the legal capacity to make decisions.

### How much freedom of choice and control do older persons feel they have over their life?



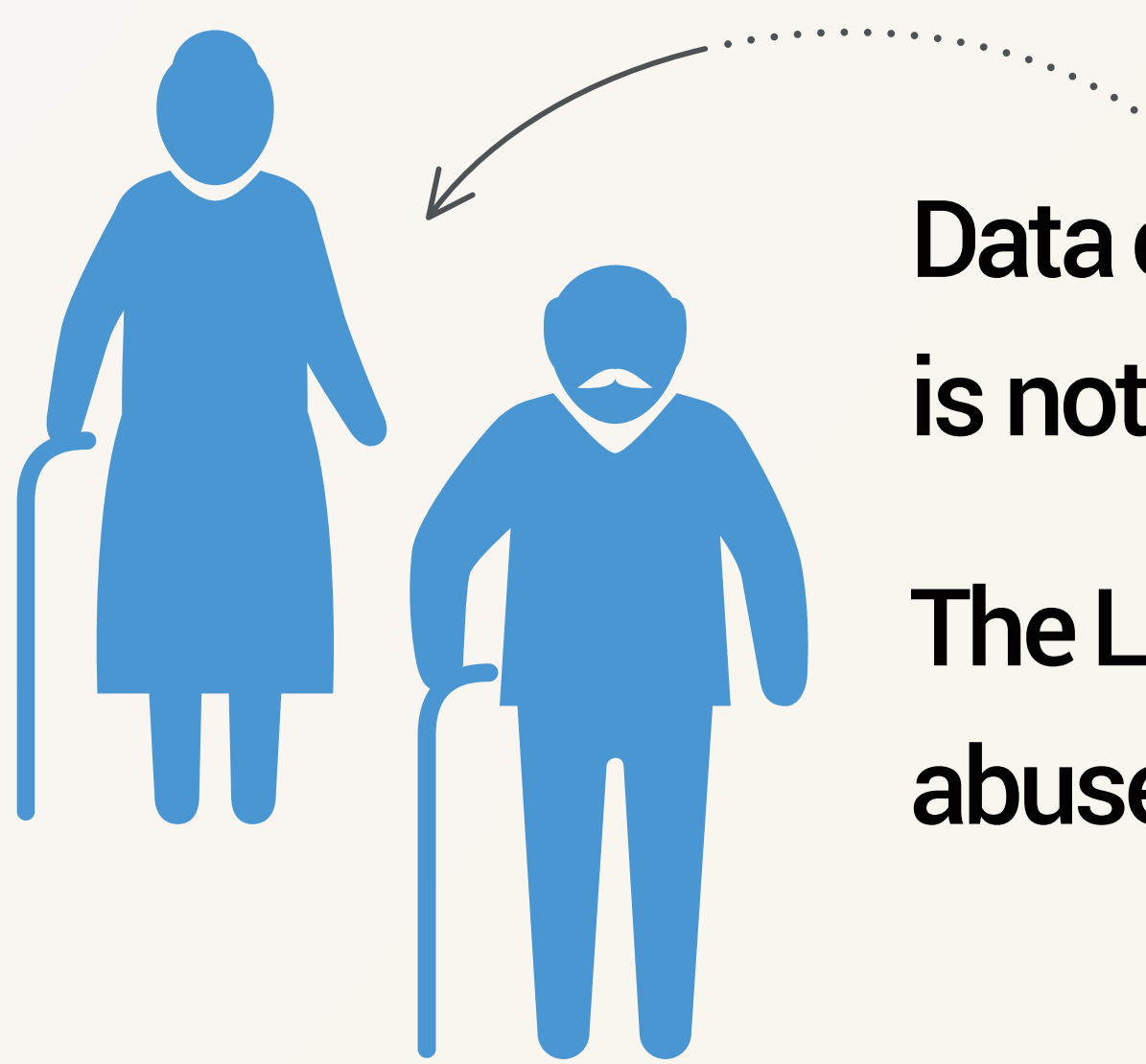


## How national systems and policies address the needs and rights of older persons

### Law on the protection of older persons addresses:

- Older persons' autonomy and independence over all aspects of their lives **NO**
- Enjoyment of legal capacity to make decisions, to determine life plans and to lead autonomous and independent lives **NO**

## THE RIGHT TO FREEDOM FROM VIOLENCE, ABUSE AND NEGLECT



Data on the incidence of violence, abuse and neglect of older women as well as older men is not available.

The Law on the protection of older persons explicitly addresses various forms of violence, abuse and neglect of older women and men in private and social environments.

## How many older persons have experienced violence, abuse or neglect?



## How national systems and policies address the needs and rights of older persons

### Law on the protection of older persons addresses:

- All forms of violence, abuse and neglect in public and private settings **YES**
- Regular collection, analysis, utilisation and public dissemination of disaggregated information and statistics on all forms of violence, abuse and **NO** neglect.

## THE RIGHT TO HEALTH

Non-communicable diseases account for more than 90% of years lived with disabilities among older persons. Diabetes and kidney diseases, musculoskeletal disorders, and sense organ diseases are leading causes of disability for both older women and men. The 2019 national data on diabetes shows that the prevalence peaks at age 70 - 74 (16.4%) and then declines at age 80+ (12.9%). Older women aged 60 - 69 are more likely to have high blood pressure than men of the same age, 71.5% and 57% respectively.

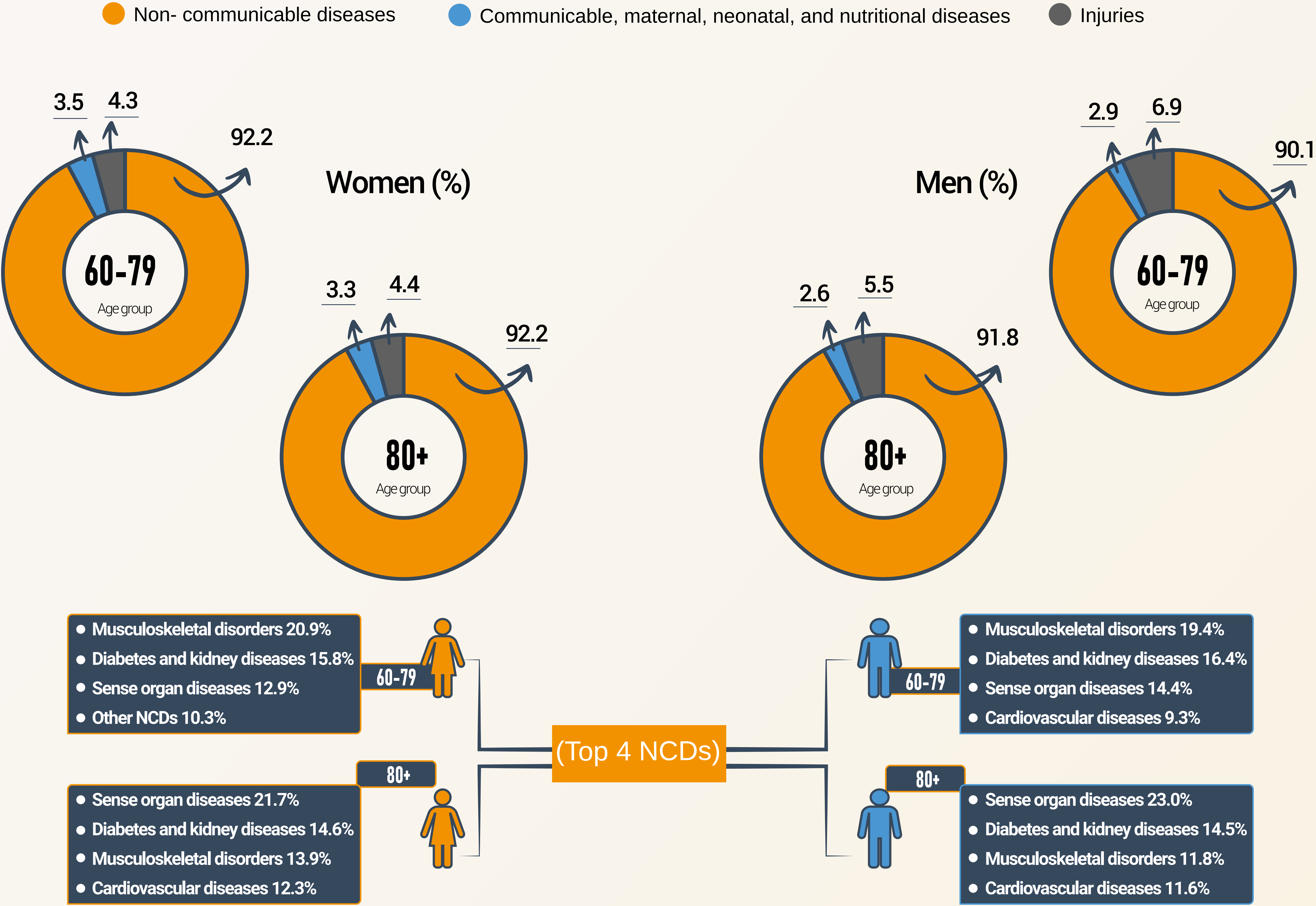
The Law on the protection of older persons (Article 14) reaffirms the right of every older person to access free public health services. However, data on the health insurance coverage among older persons is not available. Partial data shows that among older persons with chronic conditions health coverage varies from 70.5% for persons aged 60 - 64 to 80.7% for those aged 80+.

Additionally, the Law (Articles 13 and 14) commits to develop mechanisms and provision of medico-social care for older persons as well as to strengthen the prevention of illnesses and accidents affecting this population group and to promote of the geriatric services at the hospital level. However, the legislation does not explicitly commit to the provision of integrated care across the life span and enhanced palliative services.



vii

# What are the key causes of disability in older age?



viii

## How many older women and men have diabetes?


Older persons, both sexes (%)

Age group	
6064-	14.7
6569-	15.8
7074-	16.4
7579-	15.3
80+	12.9


ix

## How many older women and men have hypertension?

Older women aged 60-69 (%)




Older men aged 60-69 (%)



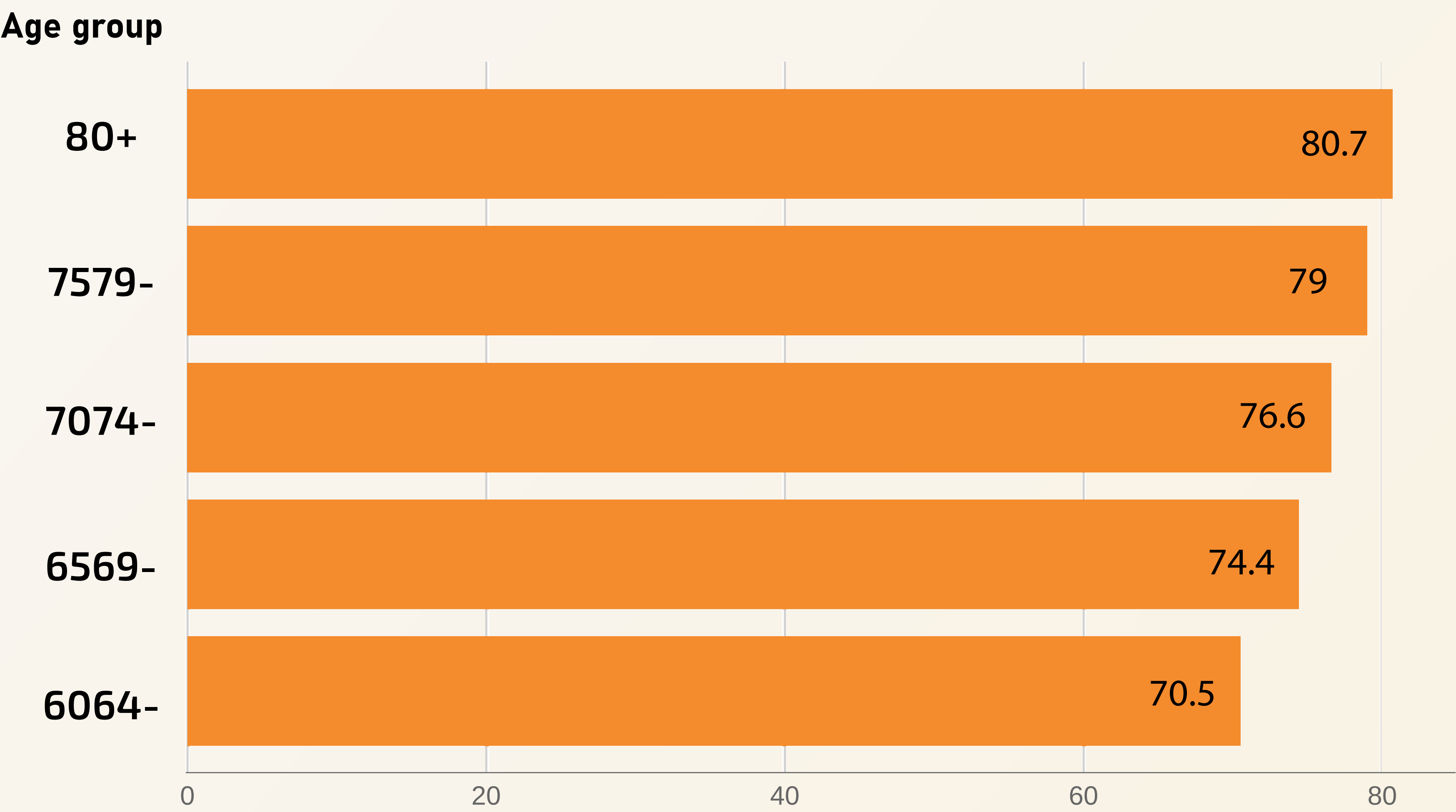
# How national systems and policies address the needs and rights of older persons

## Health protection covers all older persons

Proportion of older persons covered by any type of health insurance



## Older persons with chronic conditions covered by social health insurance (%)<sup>x</sup>



## Law on the protection of older persons addresses:

- Continuum of quality and appropriate physical, mental and cognitive health services available and accessible to older persons and which deliver primary, secondary and tertiary health care integrated with care and support, wherever they may reside **Partial**
- Holistic palliative care, including access to essential drugs and controlled medicines **NO**



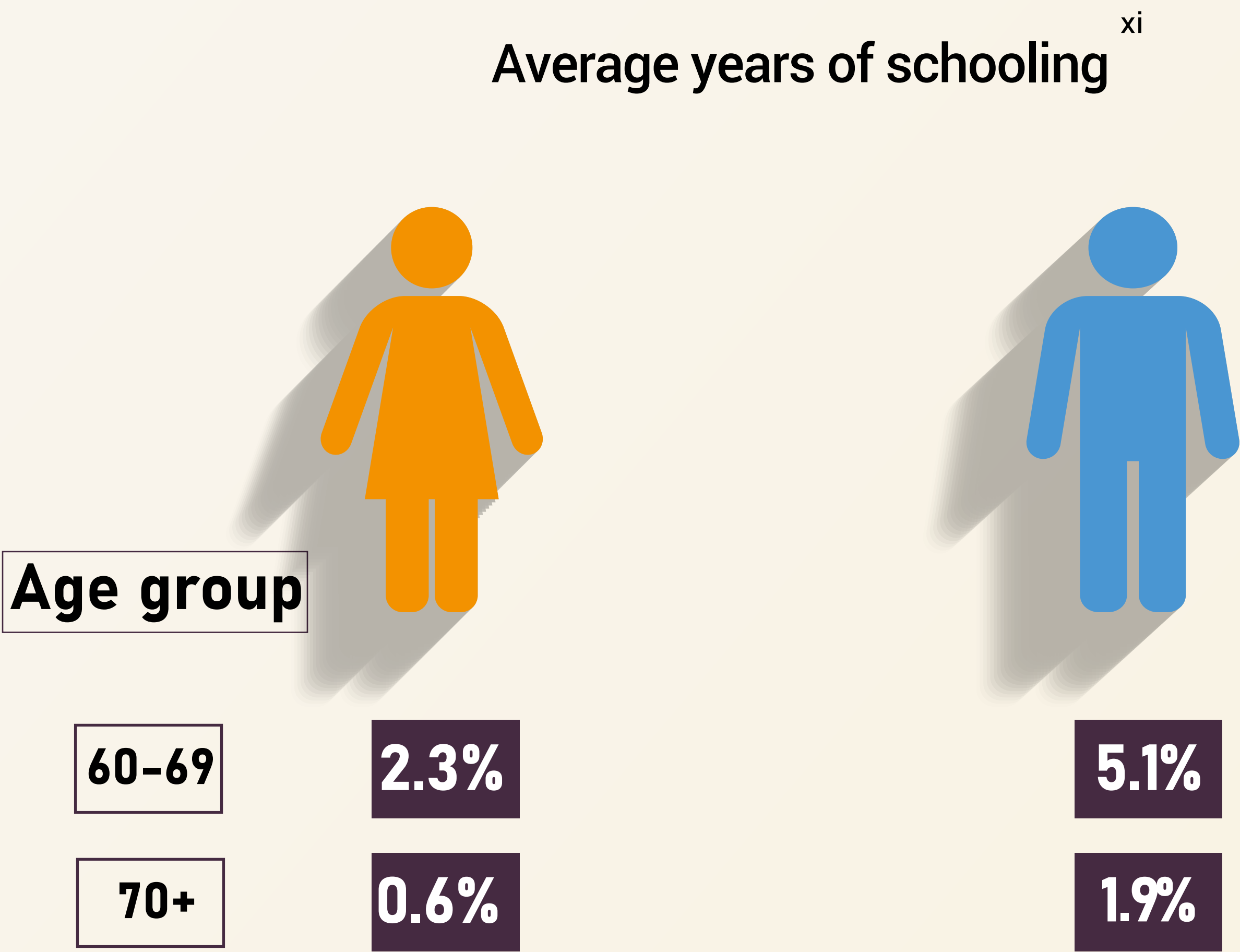
# THE RIGHT TO EDUCATION AND LIFELONG LEARNING

Recent data on the educational attainment of older women and men is not available. However, statistics on the average years of schooling shows that older women and persons aged 70+ are more likely to have no education. On average, women aged 60 - 69 and 70+ have 2.3 and 0.6 years of education respectively. In comparison, men aged 60 - 69 have 5.1 years of schooling while men aged 70+ have 1.9 years.

The Law on protection of older persons (Article 18) recognises the need to develop and promote education programs for older women and men. However, the legislation does not address explicitly the right of every person to all forms of lifelong learning and skill building that are appropriate and accessible.

## How many older persons have an education?

Educational attainment of older persons by the highest level of education completed



## How national systems and policies address the needs and rights of older persons

### Law on the protection of older persons addresses:

- All forms of lifelong learning, education and skill building<sup>xii</sup>  
NO
- Learning opportunities adapted to the specific needs of older persons  
NO
- Lifelong learning, education and skills-building opportunities that are affordable and financially accessible  
NO

Algeria does not have a National Strategy on Ageing. The Law on the protection of older persons reviewed in this profile covers health and care, security, and social protection. However, the Law has limited considerations for the needs and rights of older women and men in relation to lifelong learning and skill building, palliative care, and autonomy over all aspects of life. To ensure these rights and wellbeing of older persons are fully protected, there is a need for a National Strategy on Ageing that addresses gaps identified in this profile.

The review of statistics published during 2015 - 2021 by Algeria Social Development Agency, Ministry of National Solidarity, Family, and Women's Issues, Ministry of Labour, Employment and Social Security, National Statistical Office, Ministry of Health, Ministry of Education as well as UN agencies shows that data to understand the situation of older women and men is collected across a variety of socio-economic indicators. However, data gaps exist on poverty and social protection among older persons, violence, abuse and neglect against older women and men, educational attainment of older persons, and the situation of older women and men with disabilities.

In addition to concerted efforts to close data gaps and provide consistent analysis and reporting of data by age, sex, and disability, there is a need for a specialised survey to build more in-depth and comprehensive evidence on ageing and the situation of older persons.



## NOTES

- i United Nations, Department of Economic and Social Affairs, Population Division (2022). World Population Prospects 2022, Online Edition. Rev. 1. Excel files used: Population by select age groups – male, population by select age groups – female, percentage by select age groups – male, percentage by select age groups – female. <https://population.un.org/wpp/Download/Standard/Population/> Accessed 30 September 2022
- ii People's Democratic Republic of Algeria, Prime Minister's Office, Constitution of the People's Democratic Republic of Algeria, March 2016.  
[https://platform.who.int/docs/default-source/mca-documents/policy-documents/law/dza-cc-3701--law-2016-fra-constitution-algeria.pdf?Status=Master&sfvrsn=765583e6\\_2](https://platform.who.int/docs/default-source/mca-documents/policy-documents/law/dza-cc-3701--law-2016-fra-constitution-algeria.pdf?Status=Master&sfvrsn=765583e6_2)
- iii The People's Democratic Republic of Algeria, Order 8 (Moharram 1435) May 8, 2014.  
<http://www.joradp.dz/FTP/JO-FRANCAIS/2014/F2014057.pdf>
- iv People's Democratic Republic of Algeria, Law No. 10 - 12 of 23 Moharram 1432 (29 December 2010) relating to the protection of older persons. <http://www.joradp.dz/FTP/JO-FRANCAIS/2014/F2014057.pdf>
- v The People's Democratic Republic of Algeria, Order 23 Revaluing pensions, allowances and social security annuities. Ministry of Labour, Employment and Social protection. 23 Ramadhan 1441 (16 May 2020).  
[https://social-assistance.africa.undp.org/sites/default/files/resources/algeria\\_law-on-protection-of-the-elderly-2010\\_2010.pdf](https://social-assistance.africa.undp.org/sites/default/files/resources/algeria_law-on-protection-of-the-elderly-2010_2010.pdf)
- vi ILOSTAT explorer, Employment-to-population ratio by sex and age (%) Annual, 2017.  
<https://www.ilo.org/shinyapps/bulkexplorer6/> Accessed 16 August 2022.
- vii Global Burden of Disease Collaborative Network. Global Burden of Disease Study 2019 (GBD 2019) Results. Seattle, United States: Institute for Health Metrics and Evaluation (IHME), 2020. Years lived with disabilities 2019. Available from <http://ghdx.healthdata.org/gbd-results-tool> Accessed 6 September 2022
- viii UNICEF Multiple Indicator Cluster Survey Algeria 2019, Table SR.8.1N Types of chronic conditions. Percentage of the population aged 15 and over with chronic diseases by type of and socioeconomic characteristics of the patient, 2019, p.99.  
[https://mics-surveys-prod.s3.amazonaws.com/MICS6/Middle%20East%20and%20North%20Africa/Algeria/2018-2019/Survey%20findings/Algeria%20201820%19-MICS\\_French.pdf](https://mics-surveys-prod.s3.amazonaws.com/MICS6/Middle%20East%20and%20North%20Africa/Algeria/2018-2019/Survey%20findings/Algeria%20201820%19-MICS_French.pdf)



- ix WHO Hypertension Algeria 2020 country profile, Hypertension cascade by age and sex, 2016. Proportion of males and females aged 6069- with hypertension, 2016.  
[https://cdn.who.int/media/docs/default-source/country-profiles/hypertension/dza\\_en.pdf?sfvrsn=b6f381b0\\_9&download=true](https://cdn.who.int/media/docs/default-source/country-profiles/hypertension/dza_en.pdf?sfvrsn=b6f381b0_9&download=true)
- x Algeria Ministry of Health, Population and Hospital Reform, UNICEF and UNDP, 2020, Multiple Indicator Cluster Survey 2019. Final results report. Table EQ.2.N Percentage of chronically ill people with social health insurance (chifa card), p. 400.  
[https://mics-surveys-prod.s3.amazonaws.com/MICS6/Middle%20East%20and%20North%20Africa/Algeria/2018-2019/Survey%20findings/Algeria%20201820%19-MICS\\_French.pdf](https://mics-surveys-prod.s3.amazonaws.com/MICS6/Middle%20East%20and%20North%20Africa/Algeria/2018-2019/Survey%20findings/Algeria%20201820%19-MICS_French.pdf)
- xi Algeria Ministry of Health, Population and Hospital Reform, UNICEF and UNDP, 2020, Multiple Indicator Cluster Survey 2019. Final results report. Table LN.2.N Average years of schooling, p. 317.  
[https://mics-surveys-prod.s3.amazonaws.com/MICS6/Middle%20East%20and%20North%20Africa/Algeria/2018-2019/Survey%20findings/Algeria%20201820%19-MICS\\_French.pdf](https://mics-surveys-prod.s3.amazonaws.com/MICS6/Middle%20East%20and%20North%20Africa/Algeria/2018-2019/Survey%20findings/Algeria%20201820%19-MICS_French.pdf)
- xii This includes tertiary education, vocational training, digital and new technology-based education, adult education, self, informal recreational and community-based education, lifelong learning programmes, legal literacy, and skills training in literacy, numeracy and technological competences. HelpAge International and UNFPA (2020)

UNFPA ASRO  
70 A Nahda Street,  
intersection with St. #22,  
Sarayat El Maadi,  
Cairo, Egypt  
[arabstates.unfpa.org](http://arabstates.unfpa.org)

HelpAge International  
PO Box 70156, London WC1A 9GB, UK  
4th Floor, 35 – 41 Lower Marsh,  
London, SE1 7RL, UK  
Tel +44 (0)20 7278 7778



@UNFPA\_Arabic



UNFPA Arabic



unfpaarabic



UNFPA Arabic



@ HelpAge



HelpAge International